


CO4A-2230-EU MkII Wireless Carbon Monoxide Alarm


Part of the SA3000 Paging System for deaf and deaf-blind people



Remove
Battery tab

Control Keys

Screw
mounting
Holes




New 2 Year Warranty

On All Silent Alert Products produced after 8th June 2009

9 100% Recycled Paper

Battery
Compartment
Cover

Green Battery
Light
Flashes once
every 40
seconds



Red Alarm
Light

Amber
Fault Light

Getting Started

READ SEPARATE INSTRUCTIONS PRODUCED BY EI ELECTRONICS & THEN THESE INSTRUCTIONS BEFORE USE

1. Remove battery tab. Each status light will light in sequence to indicate that the tab has been removed correctly.
2. Press and hold the Test Button. The alarm will sound and a signal will be sent to either the Pager or SignWave and will illuminate the fire symbol.
3. Slide the Battery Compartment Cover open and remove. Using the screws provided mount the alarm according to the separate EI Electronics instructions.
4. Control keys 1-4 are system channel keys and must correspond to the code settings on the Pager and SignWave.
5. Control keys 5 & 8 are not used.
6. Control keys 6 is for system channel override which enables Pagers and SignWaves to be activated by the alarm even if they are set to different system channels, provided of course that they are within range.
7. The unit will default to illuminate the Red Fire Icon on Mk I – Mk III Pagers and SignWaves.
8. The unit will illuminate the Blue Fire Icon from Mk IV Pagers onwards.
9. Use Only Alkaline AA Type Batteries.
10. An Alarm signal is sent if the batteries need replacing. It will be necessary to check the alarm to determine if Carbon Monoxide has been detected (red light flashing) or if the batteries need changing (green light ONLY flashes and the alarm chirps once every 45).

NOT SUITABLE FOR CHILDREN UNDER 36 MONTHS BECAUSE OF SMALL PARTS. DO NOT IMMERSE THE DETECTOR IN WATER OR ANY OTHER LIQUID. DO NOT SUBJECT THE UNIT TO EXCESSIVE MECHANICAL SHOCK.

The SA3000 System comprises a Pager Unit, either an Alarm Clock Charger or Trickle Charger (or SignWave), a Pillow Pad and at least one Transmitter. Clofield Ltd. Help Line 0800-387-397 Txt & Fax 01246-450789 e-mail deaf.info@silent-alert.co.uk